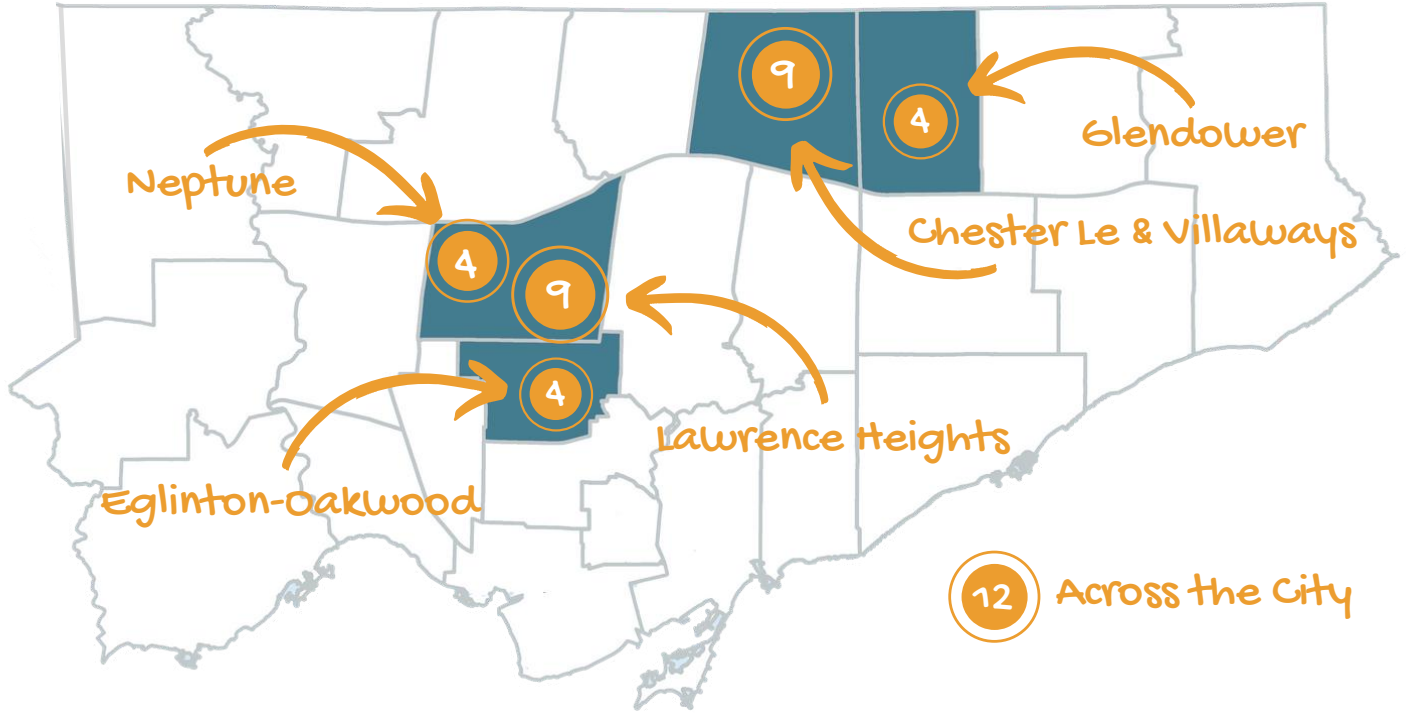


42 Programs offered in five **Toronto** neighbourhoods and city-wide. We bring together artists and residents to create community building arts initiatives.



1254

Community members participated in programs and events

146

Artists hired to work with our communities

2918

Audience members attended performances held across the city

71

Volunteers assisted at programs, meetings, events and workshops

1445

Total hours of all community programs and special projects

34

Performances and exhibits held across the city

401

Total hours of volunteer engagement



FUNDERS

BOARD MEMBERS

- Martin Gangnier - Chair
- Steve Greenidge - Vice Chair
- Dorena Tu - Treasurer
- Valerie Tan - Secretary
- Betsy Chaly
- Safwan Javed
- Ben Macintosh



Coporations & Others

- Barrick Gold
- Delta Bingo
- Equitable Bank
- Great West Life, London Life, Canada Life
- Kiwanis Club
- KPMG
- Manulife
- Power Corporation of Canada
- TD Canada Trust
- Yorkdale

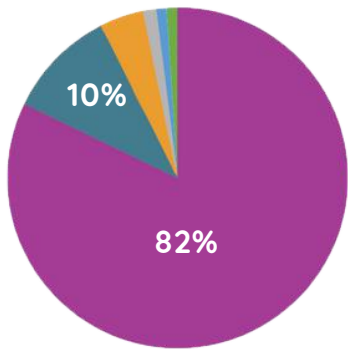
Government

- Health Canada
- Human Resources Development Canada
- Ontario Arts Council
- Province of Ontario
- City of Toronto
- Toronto Arts Council

Foundations

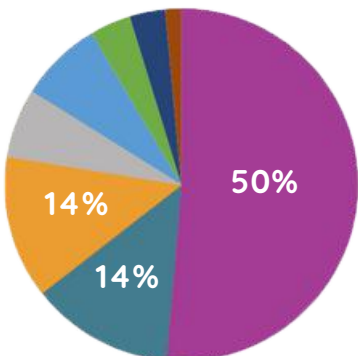
- Betty Averbach Foundation
- Ontario Trillium Foundation
- Peter Gilgan Foundation
- Pollock Family Foundation
- Toronto Foundation

Revenue



	%	Amount
Government grants	82%	706,519
Foundations, corporate & public contributions	10%	89,479
Bingo charitable gaming	4%	35,866
Earned revenues	1%	10,662
Investment and other	1%	8,412
Fundraising and special events	1%	8950
Total Combined Revenue	100%	856,888

Expenses



	%	Amount
Programs - human resources	51%	444,936
Wages and benefits	13%	113,373
Special projects	13%	113,557
Programs - supplies	6%	54,856
Partnered project expenses	8%	65,829
Professional fees	4%	32,548
Administration	3%	28,243
Fundraising	1%	12,758
Total Combined Expenses	100%	866,100